



Overview: Hybrid Digital AP[®] Exams Free-Response Booklets

Effective November 2024



Front Cover: All Hybrid Subjects

The front cover of all subjects' booklets has the same information. Before testing begins, proctors will direct students to complete the necessary information.

For regular and late testing, the exam date will be printed above the exam title. Students and proctors should ensure they have the correct exam materials.

Students fill in identifying information on the left side and read the information on the right side.

Students write the school code. They can copy it from their AP ID label sheet (printed on the top right of the label sheet).

TEST BOOK SERIAL NUMBER

AP

AP[®] Biology

Sample Booklet

SECTION II: FREE-RESPONSE

ENTER YOUR IDENTIFICATION INFORMATION

1. First two letters of your last name
First letter of your first name

2. Date of birth
Month Day

3. Six-digit school code

Time: 1 hour, 30 minutes Questions: 6

- Free-response questions and the section timer are in Bluebook.
- Write answers in this booklet.
- Use a pencil or pen with black or dark blue ink.
- Do not write outside the box. Erased or crossed-out work will not be scored.
- Reference information is in Bluebook.

Affix AP ID Label Here

XXXXXX

20

Q5526/01

! For all hybrid exam subjects, if a student realizes they've started writing on the wrong page, they can cross out their work and write on the correct page.

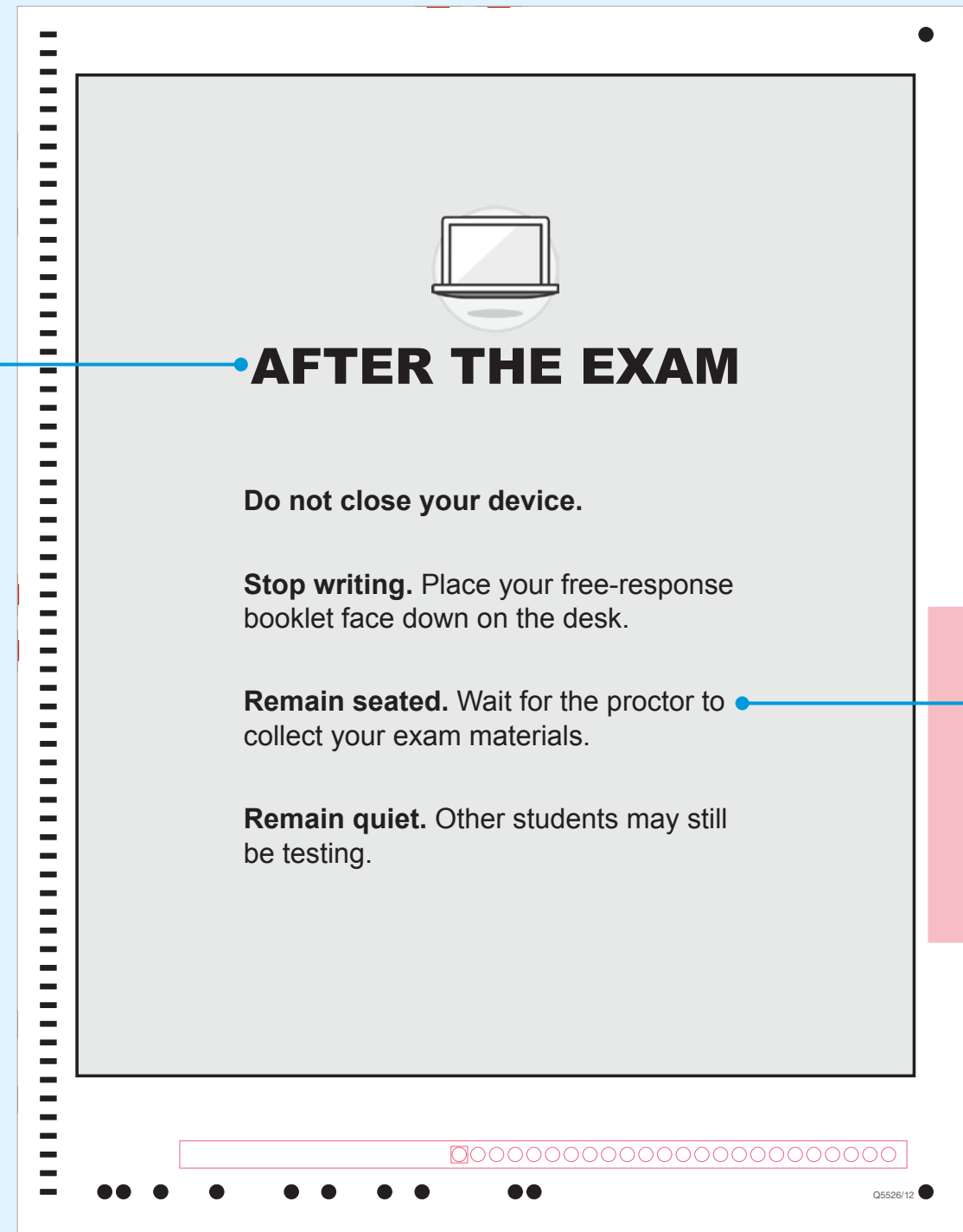
The duration of the exam section and number of questions students need to answer in the booklet are listed.

Either a pencil or pen is permitted for all subjects.

Students put an AP ID label in the box at the bottom.

Back Cover: All Hybrid Subjects

When the Section II time in Bluebook finishes, students must stop working. Directions at the end of the booklet inform students what to do when the exam is complete. They will see the same directions onscreen in Bluebook.




Proctors will collect all booklets from students before they're dismissed.

AP Biology

The pages in the booklet indicate which question should be answered on each page.

One question will have a blank grid/graph for students to use for their response.



The Biology booklet has lined pages.

AP Calculus (AB and BC) and AP Precalculus

For these exams, calculators are allowed for some questions and prohibited for others.

For Precalculus:

Some questions have graphics printed in the booklet.

Sample page for a question that allows calculator use.

Q1 Q1 Q1 Q1 Q1 Q1 Q1 Q1 Q1 Q1 Q1 Q1

Answer QUESTION 1 PARTS A and B on this page.


PART A

PART B

Page 4

Use a pencil or a pen with black or dark blue ink. Do NOT write your name. Do NOT write outside the box.

Sample page for a question that prohibits calculator use.

Q3  NO CALCULATOR ALLOWED Q3

Answer QUESTION 3 PARTS A and B on this page.

PART A

PART B

Page 8

Use a pencil or a pen with black or dark blue ink. Do NOT write your name. Do NOT write outside the box.

Large notes and a graphic at the top of exam booklet pages indicate the questions for which calculators are prohibited. Students will also see this direction in Bluebook for the corresponding questions.

The built-in Desmos graphing calculator in Bluebook won't be available for the questions for which calculator use is prohibited.

AP Chemistry

Students write their responses on the designated pages for each question and in the correct space for each part.

Use a pencil or a pen with black or dark blue ink. Do NOT write your name. Do NOT write outside the box.

Question 1

Part A

Part B

Part C

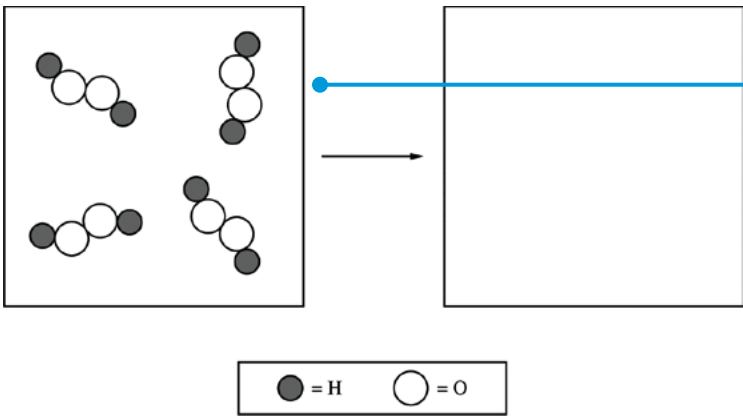
Page 2

Question 1 is continued on the next page.

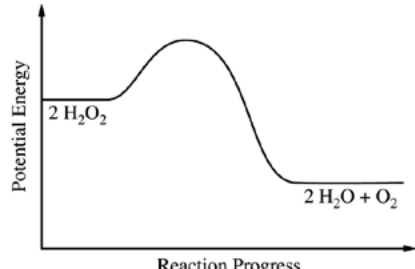
Use a pencil or a pen with black or dark blue ink. Do NOT write your name. Do NOT write outside the box.

Question 2

Part A



Part B



Page 5

Question 2 is continued on the next page.

Some questions have graphics printed in the booklet for students to use for their response.

AP Macroeconomics and AP Microeconomics

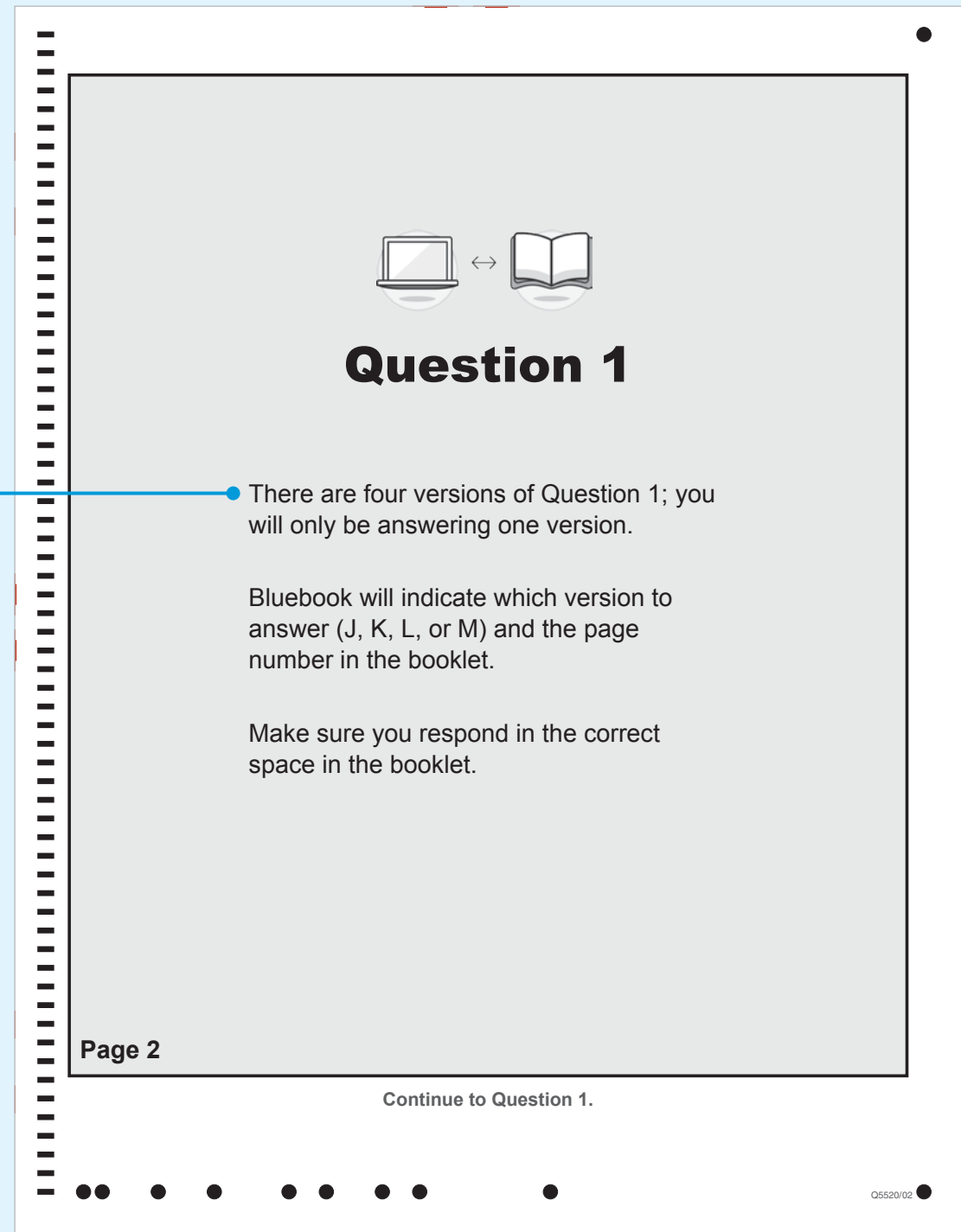
Students must fill in the bubble at the top of each page to indicate which question they're answering on the page.

The image shows a sample page from an AP exam booklet. At the top, there is a header with three question options: "Question 1", "Question 2", and "Question 3". Each option has a small circle next to it. A blue line points from the text on the left to the bubble under "Question 1", which is filled with a blue dot. Below the header, there is a large rectangular response box with horizontal red lines. The text "Begin your response to each question at the top of a new page." is written at the top of this box. At the bottom of the response box, the text "Page 2" is visible. Below the response box, there is a line of text: "Use a pencil or pen with black or dark blue ink. Do NOT write your name. Do NOT write outside the box." At the very bottom of the page, there are several black dots and a small code "05516/02".

The format of the booklet for these subjects is the same as it has been in previous exam administrations.

AP Physics (all four subjects) *continued on next page*

For all four Physics subjects, some questions have different versions. For these questions there's a page in the booklet for each version.



The image shows a digital exam booklet page for Question 1. At the top center, there are icons of a laptop and an open book connected by a double-headed arrow. Below this, the text reads "Question 1". A blue dot with a line pointing to the left is positioned to the left of the text "There are four versions of Question 1; you will only be answering one version." Below this, it says "Bluebook will indicate which version to answer (J, K, L, or M) and the page number in the booklet." and "Make sure you respond in the correct space in the booklet." At the bottom left of the page, it says "Page 2". At the bottom center, it says "Continue to Question 1." At the bottom right, there is a small code "05520/02".

There are four versions of Question 1; you will only be answering one version.

Bluebook will indicate which version to answer (J, K, L, or M) and the page number in the booklet.

Make sure you respond in the correct space in the booklet.

Page 2

Continue to Question 1.

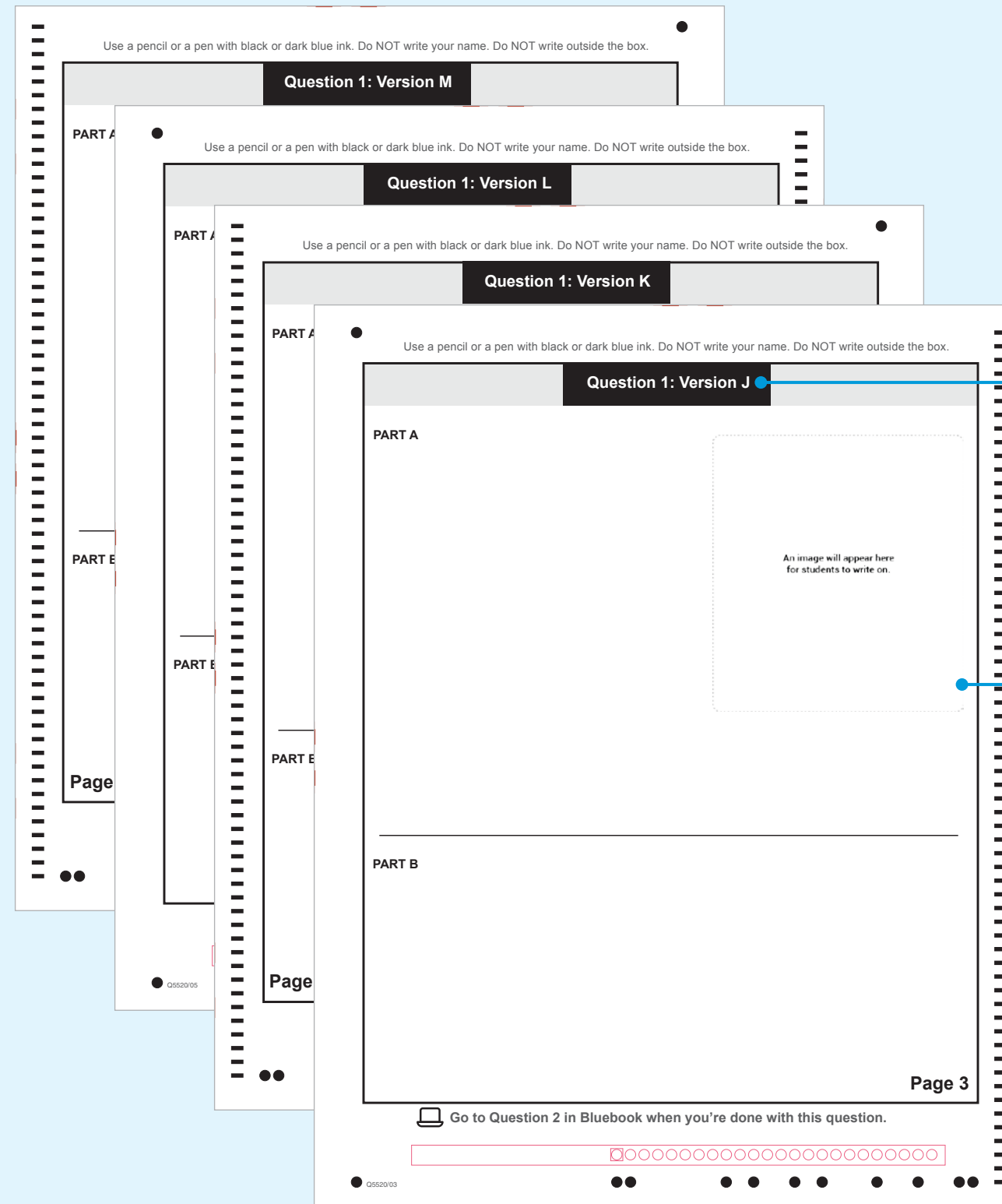
05520/02

AP Physics (all four subjects) *continued*



Go to page 3 in your free-response booklet to answer **Question 1: Version J**

For the questions with versions, Bluebook has directions about which version to answer. The corresponding free-response booklet page number for each question will also be listed in Bluebook.




For the questions with versions, students must write on the correct corresponding page based on which version of the question—J, K, L, or M—they see indicated in Bluebook.

Some questions have graphics printed in the booklet. These sample pages indicate where the graphics might appear.

AP Statistics

The pages in the booklet indicate which question should be answered on each page.



The Statistics booklet has unlined pages.



For details about administering all AP Exams, including hybrid digital exams, see the ***2024-25 AP Coordinator's Manual, Part 2***, available in January 2025.



For details about digital AP Exams, go to **[cb.org/ap-digital](https://collegeboard.org/ap-digital)**.